

Timekeepers Information





Welcome to TimeKeeping

How Important is my job as a timekeeper?

Extremely important, in fact you are the most important person at the game because you are providing the only written record that the game ever existed. Everyone at the rink is depending on you to have the game run smoothly. You should take pride in your work and be proud of doing your job well.

Timekeeper Responsibilities

- Timekeepers are off-ice officials and are in charge of the penalty box. Refer to Hockey Canada Playing Rules 5.5, 5.6 and 5.7
- Obtain a properly completed gamesheet/ipad prior to the start of the game
- Be in place and ready five minutes prior to the scheduled game time or when the On-Ice Officials take the ice, whichever occurs first



Timekeeper Responsibilities

- ◉ Operate the clock
- ◉ Signal the end of each period (horn)
- ◉ Record goals and assists
- ◉ Record all penalties – name, number, infraction, duration and time assessed
- ◉ Time penalties are to be on the clock to inform the penalized players when they can return



Tips for Timekeepers

- Bring two pens and note pad
- Do not wear a club or team jacket to the rink or during your assignment
- Do not start the clock for the warm-up until the officials are on the ice and both nets have been secured in their place, unless directed by the Referee



Tips for Timekeepers

- Do not use cell phones, video games, mobile handheld devices or head sets during the game
- Do not speculate about a suspension with players, team officials or parents
- Watch what you say to players, team officials and parents about the game, the officiating and about penalties called Remember, silence cannot be misquoted!
- Do not write on the back of the game sheet



Tips for Timekeepers

- Take the gamesheet/ipad with you during intermissions. Do not leave the gamesheet/ipad in the scorer's box. Where applicable, have the Referee review the gamesheet/ipad during intermissions
- Do not allow other persons in the scorer's box

ALL SANCTIONED GAMES WILL BE PLAYED IN ACCORDANCE WITH THE PLAYING RULES AND REGULATIONS OF THE CANADIAN HOCKEY ASSOCIATION, ONTARIO HOCKEY FEDERATION AND THE APPLICABLE OHF MEMBER.

Ipad

3:29 PM Mon Feb 1

< Back + Scorekeeper Notes

1 2 3 OT PERIOD 20 MIN.

HOME Chicago Fury 1 - 2 VISITOR Colorado Rampage

+ Add Goal GOALIE 31 Change SCORING GOALIE 38 Change + Add Goal

PER.	TIME	G	A	A	GOALIE	SCRIPT	PER.	TIME	G	A	A	GOALIE	SCRIPT
1	13:36	16	28		38		1	01:32	18	26	38	31	
							2	03:03	30	28	98	31	

+ Add Penalty PENALTIES + Add Penalty

PER.	#	MINS.	CODE	OFF	START	ON	SB	SCRIPT	PER.	#	MINS.	CODE	OFF	START	ON	SB	SCRIPT
------	---	-------	------	-----	-------	----	----	--------	------	---	-------	------	-----	-------	----	----	--------

PER. 1	PER. 2	PER. 3	OT	TOTAL	
5	8	- 8 +	0	21	SHOTS

TOTAL	PER. 1	PER. 2	PER. 3	OT
15	5	4	- 6 +	0



Gamesheet Pre Game

Ensure game sheet/Ipad is complete when received:

- All players are listed
- Captains and Alternate Captains are listed
- Affiliated players dressed for the game, be designated on the Official Game Report by the use of the symbols “AP” after their name
- Teams officials are listed and initialed and game sheet verified
along with their certification number
- Submit the complete lineup of the competing teams to the Referees in their dressing room prior to the start of the game and point out anything that does not comply to the rules



Gamesheet/Ipad During The Game

- The Game Timekeeper shall record the start and finish time of each game and all actual playing time during the game
- The Game Timekeeper shall signal the Referee for the commencement of the game, the start of the second and third period and for each overtime period. If the rink is not equipped with an automatic sound device, or if this equipment should fail to operate, the Game Timekeeper shall, by means of a siren or whistle, signal the end of each period, each overtime period and the end of the game.



Gamesheet During The Game

- The Game Timekeeper shall announce or have announced when ONE MINUTE of actual playing time remains in each regulation or overtime period
- In the event of any dispute regarding time, the Referee in charge will make the final decision



Gamesheet During The Game

- The penalty timekeeper shall keep the time served by each penalized player during the game and upon request, inform the penalized player or team as to the unfinished time of his penalty
- Enter on the “Official Game Report” goals scored, by whom they were scored and to whom assists, if any, are to be credited
- Where public address systems are used, the penalty timekeeper shall announce or have announced the name of each penalized player, the nature of the offence and the time the penalty was assessed



Gamesheet During The Game

- The Official Scorer shall advise the Referee when the same player has received her second Misconduct penalty, or third stick infraction penalty during the same game
- If a player leaves the penalty bench before his time has expired, the penalty timekeeper shall note the time and report it to the Referee at the first stoppage in play



Gamesheet After The Game

- After the game, before signing the game sheet/ipad, confirm all the codes on the front of the sheet are correct. If you are not sure, ask the Referee.
- Ensure that the officials sign the game sheet/ipad and deliver the appropriate sheets to the teams or lock and upload the game
- Do not give the game sheet to anyone other than the designated person. Make sure your name is entered into the ipad as the time keeper. When two names write both names
- Return the ipad to the designated area and plug in

Gamesheet Management

Best Practices

- ◉ Keep the game sheet/ipad dry
- ◉ Use pen only on paper sheet
- ◉ Print legibly
- ◉ Press hard enough to complete all copies
- ◉ Do not write on the back of the game sheet
- ◉ Use a notepad then transfer information to game sheet
- ◉ Stroke out the entire line if inputted incorrectly, start on a new line
- ◉ Carry a few extra game sheets
- ◉ Asterisk beside stick infractions; timekeeper must advise Referee when a player received a third stick infraction

Filling Out a Gamesheet

- Date of the game
- Location of Game – Where is the game being played?
- Division – Novice, Atom, Midget, etc
- Category – AAA, AA, etc
- Home – Final Home Score
- Visitor – Final Visitor Score
- League/Exhibition/Tournament/Playoff – Check box
- Flood Between – Is there a flood during the game?
Check box that applies
- Time Game – When did the game start and end?
- Length of Game – How long were the periods?

Filling Out a Gamesheet

Team Penalties

- Period – Which period did the infraction occur?
- Number – Player's number
- Serving – Who is serving the penalty?
- Player – Player's name
- Minutes – Duration of the penalty
- Code Infraction – See back of gamesheet for penalty codes
- Off – When did the player leave the ice?
- Start – When does the player's penalty begin?
- End – When does the player's penalty end?
- On – When is the player allowed back on the ice?

Filling Out a Gamesheet

- Total Penalty Minutes – Tabulate penalty minutes at the end of the game
- Total Goals – Tabulate goals scored in each period
- Home Scoring – Goals, assists, time
 - Per – Which period was the goal scored in?
 - Time – When was the goal scored?
 - G – Which player scored the goal?
 - A – Which player(s) recorded assists?
 - * - Was the goal scored shorthanded, on power play or empty net?
- Referee, Linesmen – Names of the on-ice officials
- Referee, Linesmen Signature – on-ice officials' signatures
- HCOP # - on-ice officials' certification numbers
- Official Scorer – Timekeeper name



Questions

Why is it important to note stick fouls on the gamesheet?

To keep track of when a player receives his third stick infraction to inform the Referee so that he can assess a game ejection penalty



Questions

What are the five stick fouls that count towards an ejection?

- High Sticking
- Cross-Checking
- Slashing
- Butt-Ending
- Spearing



Questions

**A player is assessed a double minor for spearing.
Does this count as one stick foul or two?**

One, it is one penalty that calls for a double minor



Questions

- How is a double minor for Head Contact recorded on a game sheet?
- Each minor is to be recorded separately.

Time Penalties

- A penalty that results in a penalized team playing SHORT. Time penalties are the only penalties which are indicated on the penalty clock.
- When a shorthanded team is scored upon while serving a Minor or Bench Minor time penalty, the Minor or Bench Minor time penalty with the least amount of time remaining is cancelled.
- Every time a goal is scored, the officials must ask themselves two questions:
 - Is the team scored on shorthanded?
 - Are they serving a Minor or Bench Minor Penalty?
- If the answer to both is YES, then one penalized player must leave the penalty bench.

Time Penalties

A7 – 2 4:30

A9 – 2 4:00

B Scores 3:50

What happens when B scores?

A #7 Returns

Time Penalties

A7 – 2	4:30
A9 – 2	4:30
B Scores	3:50

What happens when B scores?

A#7 Returns

Time Penalties

A7 – 5 + GM	6:30
A9 – 2	6:15
B Scores	6:10

What happens when B scores?

A #9 Returns

Delayed Penalties

- *What is a delayed penalty?*
- **Rule 4.12(a)** – If a third (or subsequent) time penalty is assessed to a team serving two time penalties, the third (or subsequent) time penalty shall not commence until one of the previous two time penalties elapse
- **Rule 4.12(c)** – Players assessed time penalties shall return to the ice in the order of expiry of their penalties
- “First in, first out” does not always apply.

Delayed Penalties

A3 – 2	8:00
A7 – 2	7:20
A9 – 2	7:00
Stoppage	3:30

Player	Off	Start	End	On
A3	8:00	8:00	6:00	5:20
A7	7:20	7:20	5:20	4:00
A9	7:00	6:00	4:00	first stoppage after 4:00

Coincidental Penalties

- A coincidental penalty situation occurs when a **Minor/Bench Minor or Major/Match penalty is assessed to both teams at the same stoppage of play.**
- M – Cancel as **M**any penalties as possible
- O – Cancel in a way to make the team **O**nly one player short
- T – Cancel in a way to avoid **T**aking another player off the ice
- O – Cancel using the order of penalty **O**ccurrence or the order that the penalties were reported by the referee

Coincidentals

A #9

2 + 2

B #10


2

Cancel minor on each team, a player from the ice for team A goes in to serve the extra minor and #9 serves 4 minutes

Signals



**Checking
From Behind**



Boarding



Holding




Interference

Signals



**Unsportsmanlike
Conduct**



Slashing



**Match
Penalty**



Elbowing

Signals




Charging



**Butt
ending**



**Checking to
the Head**



**Cross
Checking**

Signals



Delayed Penalty



High Sticking



Kneeing



Off-Side and Icing


Signals



Roughing



Spearing



Tripping



Washout

Signals



**Penalty
Shot**



**Holding the
Stick**

Two part signal –
holding then
holding the stick



Goal Scored

Signals



Body Checking



Hooking



Misconduct

Signals



Hand Pass



FAQ's

When will I receive my pay?

All pay's are processed at the end of every month in the form of a cheque. You will be notified

- Via Assignor that they are available for pickup
- If you require it to be mailed you must let me know

Email is primary use
of contact.